

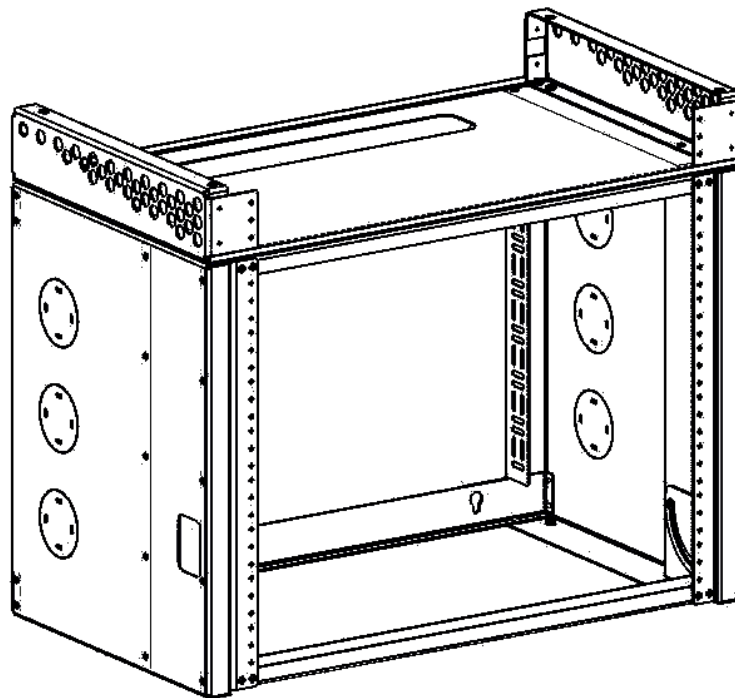
# KENDALL HOWARD ®

## Installation / Assembly Instructions Pivot Frame Wall Mount Rack Accessories

### Part Numbers:

Pivot Frame Wall Mount Rack Cover - 1915-3-401-00

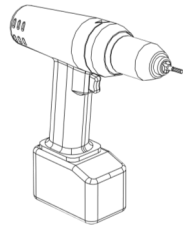
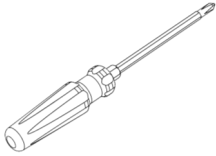
Pivot Frame Stationary Rackmount Brackets - 1915-3-402-00



Address: 10152 Liberty Lane  
Chisago City, Minnesota, 55013  
United States of America  
Phone: 651-213-1333  
Fax: 800-418-6897

[www.kendallhoward.com](http://www.kendallhoward.com)

Tools needed:



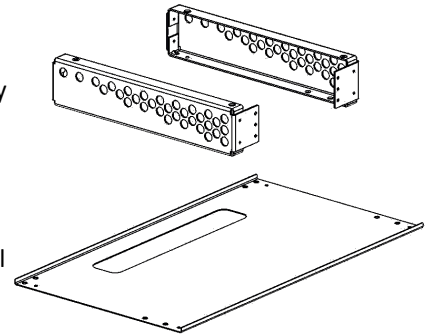
Screwdriver or Drill

What's in the box?

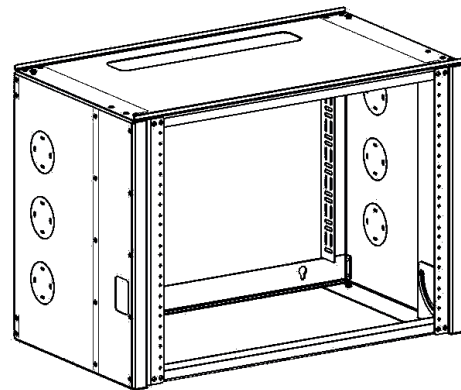
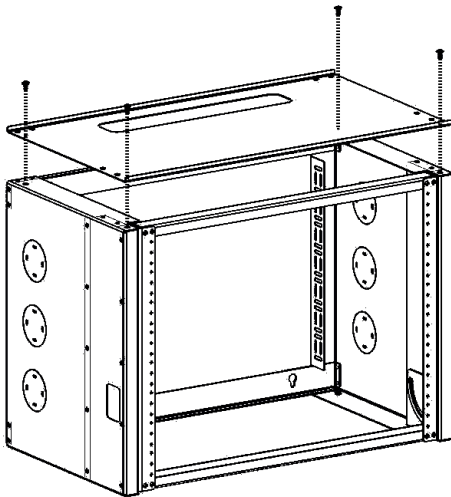
Qty 1— Set of Stationary  
Rackmount Brackets

or

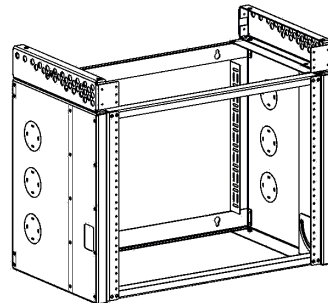
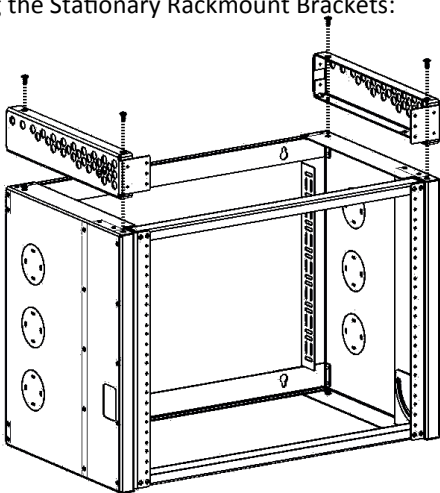
Qty 1 - Pivot Frame Wall  
Mount Rack Cover



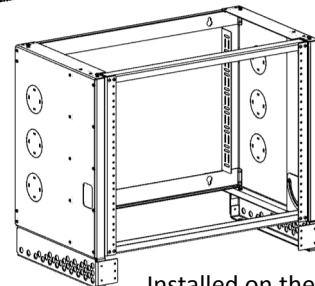
Installing the Pivot Frame Wall Mount Rack Cover:



Installing the Stationary Rackmount Brackets:



Installed on the top



Installed on the bottom

For details about product warranty, please visit [www.kendallhoward.com](http://www.kendallhoward.com)

**DISCLAIMER:** Kendall Howard LLC. endeavors to make this manual accurate and complete. However, Kendall Howard LLC makes no representations or warranties of any kind, expressed or implied, about whether the use of products contained herein would infringe any rights or the correctness, accuracy or reliability of the information contained herein or that said information covers all details, conditions or variations. The information herein does not provide for every possible contingency in connection with the installation or use of the product(s). The information contained in this document is subject to change without notice or obligation. Kendall Howard LLC assumes no responsibility for the accuracy, completeness or reliability of the information contained in this document. Any reliance placed on the information is therefore strictly at your own risk.